


How to Play in the FWA!

(It's easy!)

Step 1: Creating a Manager

MANAGER DASHBOARD



a) Select Manager Profiles

Manager Profiles

Create and manage your manager profiles.

Create New

ManagerName

Fantasycash

b) create New Manager

- c) Fill in the fields
- d) Select 'True' for Allow Messages
- e) SAVE!

Step 2: Creating a Wrestler

MANAGER DASHBOARD



a) Select Wrestlers

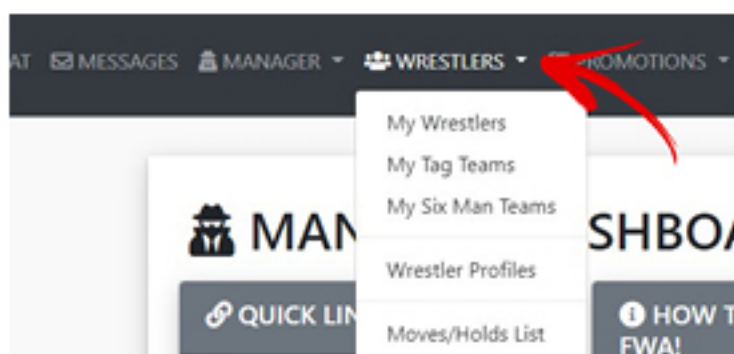
- b) (click the create Wrestler button!
- c) Select your Manager Profile!
- d) Fill in the fields
- e) SAVE!

League



Make sure to update your moves before the cycle is due!!

Step 3: Creating a Tag-Team and/or Six-Man

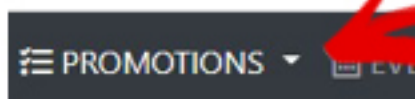


- a) (click the arrow next to 'Wrestlers'
- b) (click My Tag Teams or Six-Man Teams!
- c) (click the create New Team button!
- d) Select the LeagueID & ManagerID
- e) Select your Team Members!
- f) Fill in the fields
- g) SAVE!

How to Play in the FWA!

(cont.)

Step 4: Picking Moves! (part 1)



PROMOTIONS ▾

a) (click the arrow next to Promotions)

Promotions Dashboard

b) Select Point Values

Join Promotion

Point Values

c) READ the entire page! The information on the Point Values page is the most important part of the game!! Using this information is the key to success in the FWA!

Specialtv Matches

d) Download this XLS file and save it. Open it up in your favorite spreadsheet app and rename it in your preferred format:

FWA_HoldValues_21_Q3

XLS
DOWNLOAD

PDF

Download
XLS

Choose...

e) Once the main file is downloaded, the newest hold values can be found here without downloading the whole set. This is where you'll want to look for PPV and Special Event Hold Value releases!!

Champions & Rankings

Match Results

Point Values

Prc

f) You can also find the most recent hold values for your promotion here on the promotion dashboard for that league!

How to Play in the FWA!

(cont.)

Step 4: Picking Moves! (part 2)

	A	B
1	Point Value Set Name	Abdomina
2	November 2021 (Week 1 NAWF)	30
3	November 2021 (Week 1)	32
4	WWE AEW Monthly TV Champions Battle Royal - October 20	28
5	October 2021 (Week 4 INT)	31
6	October 2021 (Week 4 PC)	31
7	October 2021 (Week 4)	26
8	FWA TAG TEAM CLASSIC 2021 - KNOCKOUT 4	30
9	October 2021 (Week 3) AAW	28

a) Open the FWA Hold Values Spreadsheet you downloaded from the website.

b) Make sure you have the latest values from the FWA Point Values page!

c) Make a new row for each set and add the values as you get results from promotions, PPVs, and other Special Events!

d) Look for trends in Point Value results!

M	N	O	P	Q
Body Scissors	Boston Crab	Brainbuster	Bulldog	Camel Clutch
18	33	35	19	27
20	35	24	22	29
16	31	33	17	25
19	34	36	21	28
19	34	36	21	28
14	30	31	16	24
18	34	35	20	28
16	31	33	17	25
21	24	26	23	31

e) Avoid maneuvers that trend low!

f) Look for moves that trend high!



g) Go to your Wrestler Dashboard and select the Update Strategy button!

IMPORTANT: Do NOT select a move/hold more than once for a wrestler or you risk them being disqualified from any matches they wrestle!

Select Move/Hold 1

(Required)

1 -- Abdominal Stretch

Select Move/Hold 2

(Required)

2 -- Airplane Spin

h) Fill in your moves in the dropdown menu!

How to Play in the FWA!? (cont.)

Step 5: Selecting Matches!

✘ Manager Toolbox



a) open your Manager Toolbox in the promotion you are active in!

b) (click the Sign Matches button!



SIGN MATCHES

Add Singles Match

Add Singles Match (Multi)

Add Tag Match

Add Six Man Match

c) (click these buttons to add matches!

d) Don't forget to add in team members in Tag-Team & Six-Man Matches!!

Add Title Match

e) Add your wrestlers here to challenge for the promotion secondary titles!!

Enter Battle Royal

f) Add your wrestlers here to challenge for the promotion Battle Royal!!

Step 6: Writing out-of-Ring Action!

WRITE OUT OF RING ACTION



g) This is where the magic is! Some of the best fun to be found in the FWA is in the out-of-Ring Action!! Many Commissioners have special rewards for participating. Make sure you sign up!